



Riverside Academy is located near the Ohio River and Embshoff Woods and Nature Preserve. Celebrating its 20 year anniversary, Riverside is an award-winning school that primarily serves the west side community of Cincinnati with families seeking its close-knit learning environment.

Riverside Academy offers a well-rounded education that incorporates Music, Art, and PE along with opportunities for service learning, social-emotional learning, and civic education. The safe and secure campus features a media center, auditorium, and gym as well as education technology resources including digital white boards and laptops for all students. Students and families benefit from partnerships with over 20 community organizations including an on-site Freestore Foodbank.

MISSION STATEMENT

To provide all students with a content rich, academically challenging education with a well-defined, sequential curriculum in a safe, orderly, disciplined environment. Riverside students will learn to express themselves and utilize 21st century computer technology to support learning in all major subjects. Riverside is committed to providing a free appropriate and socially responsible educational program. By equipping our young people with essential knowledge and skills, Riverside will be helping to fulfill dreams and motivate students to become whatever they so choose.



GRADES SERVED

Early K - 8

EXECUTIVE PRINCIPAL

Craig Horn

PRINCIPAL

Leah Donley

REGIONAL VICE PRESIDENT

Jamie Brady

SCHOOL YEAR OPENED

2003-04

MANAGED BY ACCEL SINCE

2015-16

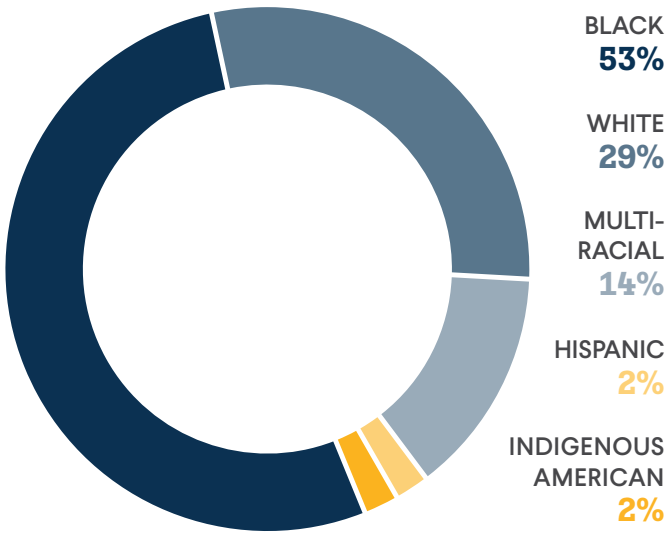
AUTHORIZER

**Ohio Council of
Community Schools**



2022-23
ANNUAL REPORT

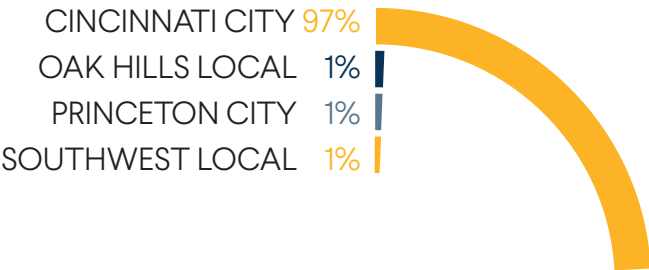
STUDENT DEMOGRAPHICS



177
AVERAGE DAILY ENROLLMENT

86%
AVERAGE DAILY ATTENDANCE

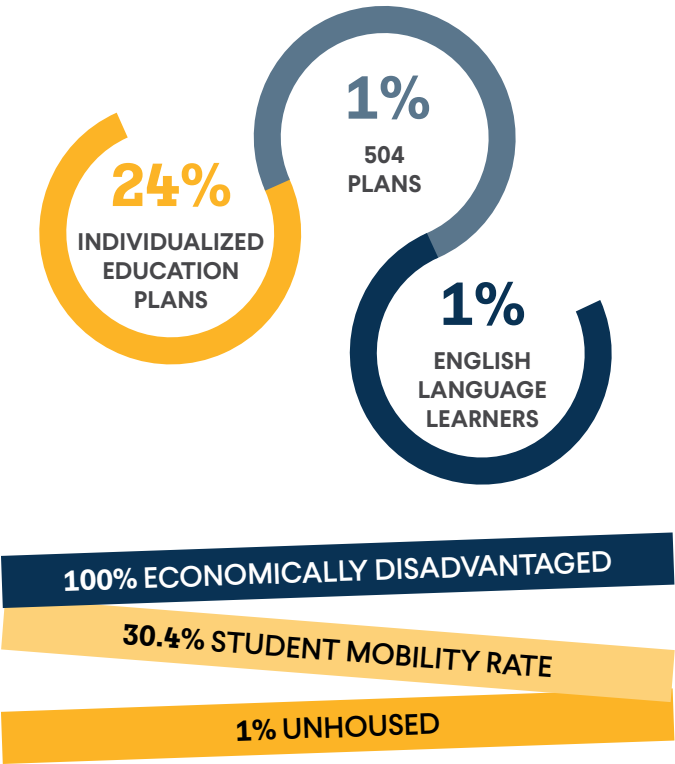
DISTRICTS OF RESIDENCE



INSTRUCTIONAL & SUPPORT STAFF



SPECIAL POPULATIONS



HIGHLIGHTS

- Rated 3 stars Overall for meeting state standards
- Rated 4 stars on Progress for exceeding state expectations for student growth
- Rated 3 stars on Gap Closing for meeting state standards in closing educational gaps
- Achieved a year-over-year performance increase
- Provided 1140 instructional hours, 24% more than the Ohio requirement for charter schools
- Received an ACCEL Schools award for Outstanding Student Progress
- Campus improvements included new flooring, new paint in all common areas & new water fountains
- Added basketball club to extracurricular programming
- Hosted successful summer school with strongest attendance to date. All third grade students who took the summer i-Ready reading diagnostic grew 12-55 points after 4 weeks of instruction

STATE REPORT CARD

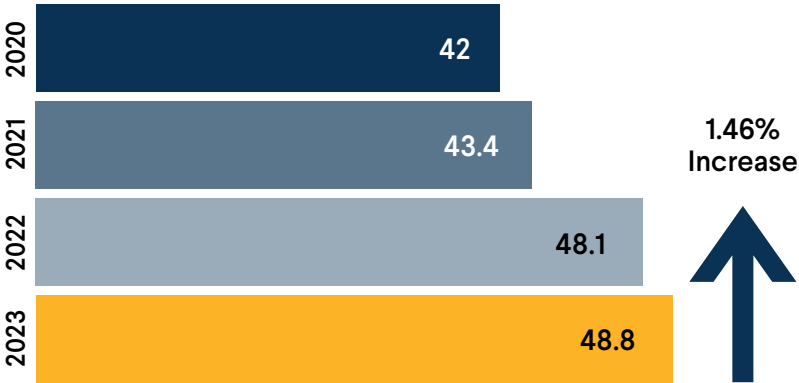
PERFORMANCE INDEX SCORE 48.8	OVERALL RATING ★★★
ACHIEVEMENT COMPONENT ★	PROGRESS COMPONENT ★★★★★
GAP CLOSING COMPONENT ★★★★	EARLY LITERACY COMPONENT ★



ACADEMIC PROGRESS

Through a well-rounded curriculum that engages students, increased instructional hours, and free summer intervention programs, Riverside Academy is undergoing steady academic recovery since the pandemic. The school exceeded the state's expectations for student academic growth (4 Stars, Progress) and increased its Performance Index (PI) Score. Additionally, Riverside met state expectations in gap closing (3 Stars, Gap Closing) and earned 3 stars overall.

YOY PERFORMANCE INDEX SCORE



PROGRESS COMPONENT RATINGS BY SUBJECT & GRADE LEVEL

	ELA	Math	Science
4th Grade			
5th Grade			
6th Grade			
7th Grade			
8th Grade			

- Students significantly exceeded state expectations in academic growth
- Students met state expectations in academic growth
- Value Added data is not available





RIVERSIDE ACADEMY

SCHOOL BOARD MEMBERS

BISHOP ENNIS TAIT

JODI PICKERING

REGINALD BRAZZILE

TAKIA D. JOHNSON

MICHAEL ROBERTS

JOHN KROPP



AUTHORIZED BY

Ohio Council of Community Schools (OCCS) uses various methods to evaluate the school's performance including published tests and other academic scores such as the Local Report Card produced by the state of Ohio and other supporting data. OCCS regional representatives visit our partner schools regularly ensuring compliance with federal, state, and contractual requirements. The results of this monitoring for the 2022-2023 school year are published in the 2022-2023 Ohio Council of Community Schools Annual Report, available after November 30 at www.ohioschools.org.



FINANCIAL DATA*

State Sources	1,698,753
Federal Sources	1,822,480
Local Sources	0
TOTAL REVENUES	\$3,521,233

Purchased Services	3,518,733
TOTAL EXPENSES	\$3,518,733

**unaudited; provided by designated fiscal officer*

At time of publication, 2023 fiscal year data was not available from the Ohio Auditor of State. For updated information visit: www.auditor.state.oh.us